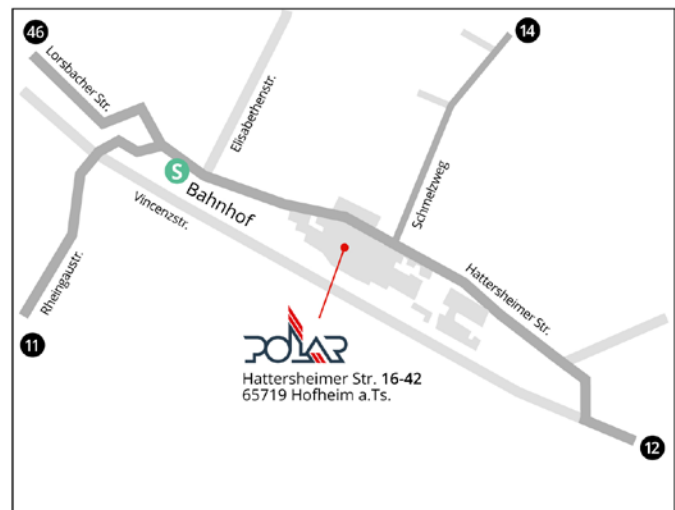
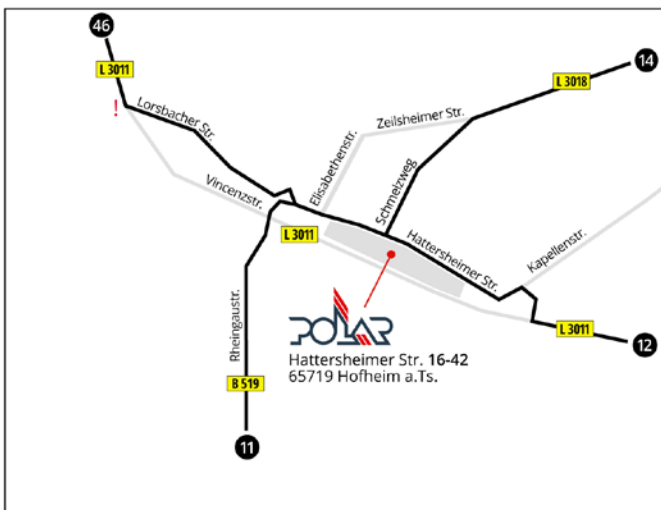
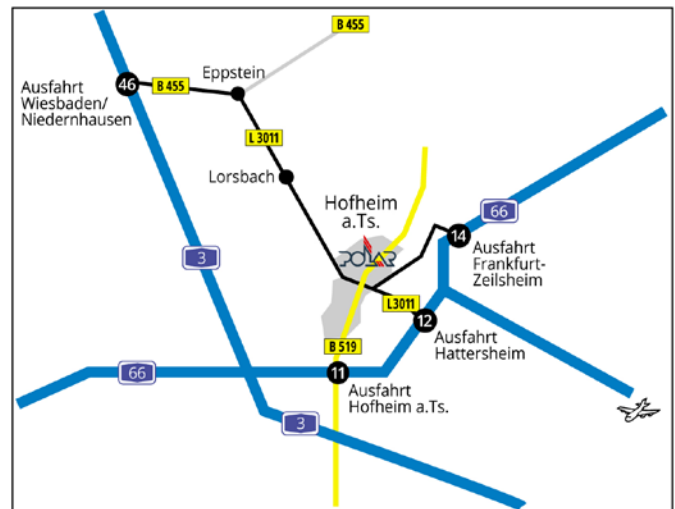
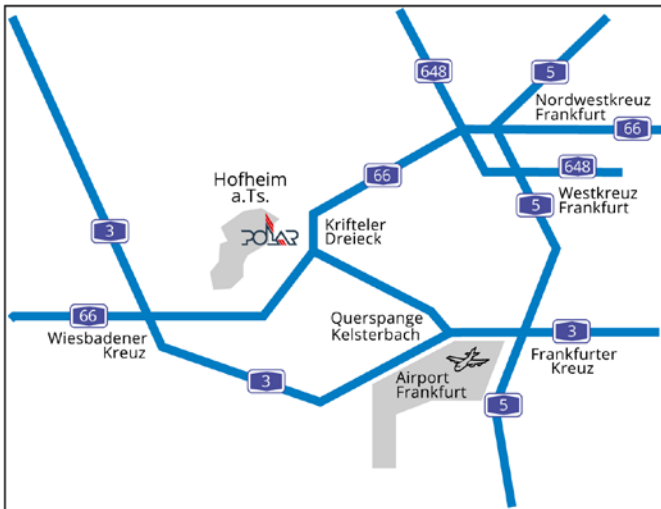


GETTING TO POLAR



Autobahn A5 coming from the direction of Kassel
Go until Nordwestkreuz Frankfurt and exit there onto the A66 in direction Wiesbaden.

Autobahn A3 coming from the direction of Cologne (Köln)
Go until Wiesbadener Kreuz, exit there onto the A66 in direction Frankfurt until Exit 11 (Hofheim). Continue on B519 (Rheingastrasse).

Alternative: Autobahn A3

Take Exit Wiesbaden/Niedernhausen
At the end of the Exit lane turn left and immediately right again (Underpass/Traffic light). Take the direction Eppstein (B455) until junction Hofheim, turn right and continue through Lorsbach to Hofheim (L3011).

Autobahn A3 coming from the direction of Würzburg or on A5 Karlsruhe

Go until Frankfurter Kreuz and from here, on B43, follow the Airport signs until Exit Hofheim (blue Autobahn sign). Follow Autobahn in direction of Hofheim and exit at HofheimNord onto A66 in direction Frankfurt. Stay in right lane and take the next Exit (Zeilsheim/Hofheim). Get into left lane and follow L3018 direction Hofheim.

Autobahn A66 from the direction of Frankfurt
Continue until Exit 14 Zeilsheim and turn right onto L3018 direction Hofheim.

Autobahn A66 coming from direction of Wiesbaden
Take Exit 11, Hofheim and turn right onto B519 in direction Hofheim. Alternative: Take Exit 12, Hattersheim. Take a left turn in direction Kriftel/Hofheim on L3011 go past the first traffic light (Commercial Area) and continue to the next traffic light, turn right (Railway Underpass) follow main road (Kapellenstrasse) to Hattersheimer Strasse in Hofheim.

Remark: If you are using a Navigation-System please note, that you select the location "Hofheim a. Taunus".

Adress for GPS device: 50.083789,8.45168

Arriving by Train

When exiting the S-Bahn Station turn right and go past a covered car park. After about 300 meters the factory premises begin.